
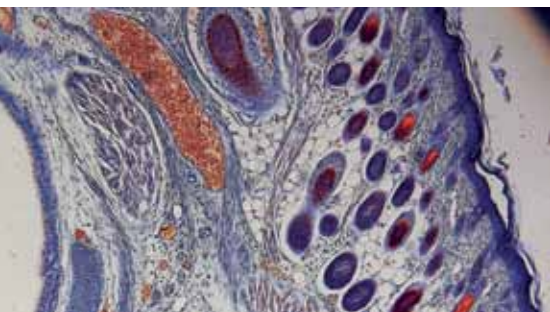




## ProgRes® CCD Routine Cameras

### Visualize exact colors



#### Superior color reproduction

Ease of operation, high resolution and excellent color reproduction are the distinguishing features of the cameras of the ProgRes® CCD Routine range.

With up to 7 mega pixels resolution, these cameras are ideal tools for high-quality image documentation and elementary image analysis. To facilitate precise focusing and positioning of specimens, a fast live image up to a rate of 50 fps is available in high resolution.

#### High resolution in motion

The ProgRes® C7 combines a 7 mega pixels CCD sensor with a mechanical shutter, presented as the first offer of a microscope camera that requires but a single shot to deliver this high resolution with superior image quality, including of objects in motion.

ProgRes® CCD Routine cameras produce excellent digital images of finest color gradings for sophisticated applications. Each camera model can work in all contrast methods in light microscopy. ProgRes® C3 and ProgRes® C5 are optionally available with cooling.

#### Benefits

- Perfect color reproduction
- Excellent image quality
- High resolution & fast live image
- Free ProgRes® capture software for easy operation
- Fit to any PC and microscope
- Safe investment
- Excellent price-performance ratio

# ProgRes® CCD Routine Cameras

## Visualize exact colors

### Specifications

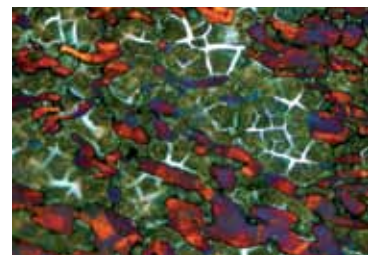

ProgRes® camera type	C3	C5	C7
Image sensor	1/1.8" CCD	2/3" CCD	1/2.5" CCD
Color / Monochrome	Color	Color	Color
Sensor resolution [max]	2080 x 1542 pixel [3.2 Mpix]	2580 x 1944 pixel [5.0 Mpix]	3072 x 2300 pixel [7.1 Mpix]
Active sensor size [H x V]	7.58 mm x 6.54 mm	9.04 mm x 7.86 mm	5.71 mm x 4.29 mm
Pixel size [W x H]	3.45 µm x 3.45 µm	3.4 µm x 3.4 µm	1.86 µm x 1.86 µm
A / D conversion	12 bit	12 bit	12 bit
Dynamic range	61 dB	61 dB   60 dB	60 dB
Exposure times	270 µs ... 180 s	90 µs ... 180 s	170 µs ... 5 s
Analog gain	1x ... 12x (SDK)	1x ... 16x (SDK)	1x ... 16x (SDK)
Max. frame rate [image size in pixel]	6 fps [2080 x 1542]* 12 fps [1040 x 770]*	6 fps [2580 x 1944]* 21 fps [646 x 488]	18 fps [1228 x 920]
Image resolution	Binning: 2x ... 5x (SDK) Progr. scan: 692 x 516	2x ... 5x (SDK) 2580 x 1944   1290 x 972   646 x 488	4x (SDK) 1228 x 920
Cooling	optional	optional	no
Digital interface	FireWire a	FireWire a	FireWire a
Optical connection	C-Mount (0.5x or 0.63x TV pref., depends from the type of microscope)	C-Mount (0.63x TV pref.)	C-Mount (0.5x TV pref.)
Trigger In / Out	no	no	yes
Voltage supply	FireWire powered	FireWire powered	FireWire powered
Power consumption	approx. 6 W	approx. 6 W	approx. 6 W
Ambient conditions	Temperature: 0 °C ... +35 °C / Humidity: 5 % ... 80 %, non condensing		
Storage conditions	Temperature: -20 °C ... +70 °C		
Dimensions (L x W x H)	89 mm x 84 mm x 93 mm		
Weight	approx. 700 g		
Application software	ProgRes® CapturePro for PC & MAC (TWAIN only for PC)		
SDK	ProgRes® SDK for PC, MAC & Linux		
External camera driver	available at: <a href="http://www.jenoptik.com/progres">www.jenoptik.com/progres</a>		
Requirements	Microsoft Windows XP / Vista / Windows 7 (32 & 64 bit for FireWire- and USB cameras)   Mac 10.4x, 10.5x or 10.6x (for FireWire cameras) CPU: 3 GHz or 2 GHz multicore   RAM: min. 1 GB   graphics: min. 256 MB   interface: IEEE1394 Firewire a (OHCI Standard), USB 2.0 or USB 3.0		

\* interlace

### Fields of Application

Image analysis, documentation and archiving in micro- and macroscopy in the fields of:

- Material science, geology & mineralogy
- Pathology & cell biology
- Life science, diagnostics
- Forensics
- Quality control



It is our policy to constantly improve the design and specifications. Accordingly, the details represented herein cannot be regarded as final and binding.



JENOPTIK | Optical Systems

Optoelectronic Systems Business Unit  
JENOPTIK Optical Systems GmbH  
Goeschwitzer Strasse 25 | 07745 Jena | Germany  
Phone +49 3641 65-3083 | Fax -2144  
[progres.os@jenoptik.com](mailto:progres.os@jenoptik.com) | [www.jenoptik.com/progres](http://www.jenoptik.com/progres)

Office USA:

JENOPTIK Optical Systems, Inc.  
1 Industrial Parkway | Easthampton, MA 01027 | USA  
Phone +1 413 527 0079 Ext. 300 | Fax +1 413 527 5132  
[progres.os@jenoptik.com](mailto:progres.os@jenoptik.com) | [www.jenoptik.com/progres](http://www.jenoptik.com/progres)